


Kentucky High School Athletic Association


Memorandum

To: Superintendent, Principal, and Athletic Director
From: Brigid L. DeVries, Commissioner
Date: July 30, 2002
Subject: 2001-2002 Annual Report Forms Submission
School: Grant County High School



Enclosed please find a copy of Form T-65, The 2001-2002 Annual Report Forms Checklist. In addition, you may find an attachment with corrected copies of the forms submitted by your school personnel. Please review this information so the forms can be completed accurately in the future. Also, KHSAA Audit Staff may have requested a re-submission of some of the 2001-2002 Annual Report Forms or need additional information on your athletic programs. Please submit this information by the date requested if this is applicable. Copies and all KHSAA Title IX documents must be kept current and included in your permanent Title IX File at the school. All documents are subject to Open Records Requests.

Should you need any further information, please do not hesitate to call anytime.



Memo

To: KHSAA Member School Superintendents, Principals, and Athletic Directors

From: Brigid L. DeVries, Commissioner

Date: July 29, 2002

Re: 2002 Title IX Forms Submission

School	Grant County	Reviewed by	Martha Mullins
--------	--------------	-------------	----------------

The following is a status report regarding the required 2001 - 2002 Title IX submission of forms due in to the KHSAA office by April 15, 2002. Appropriate audit personnel have reviewed these forms and the following is a summary of this review.

I. Checklist of Forms properly submitted in a satisfactory manner:

<input checked="" type="checkbox"/>	GE 19 (Annual Verification)	<input checked="" type="checkbox"/>	T-35 (Budget Expenses)
<input checked="" type="checkbox"/>	T-1 (Summary Program Chart 1)	<input checked="" type="checkbox"/>	T-36 (Budget Expenses)
	T-2 (Summary Program Chart 2)	<input checked="" type="checkbox"/>	T-41 (Checklist – Overall Interscholastic Program)
<input checked="" type="checkbox"/>	T-3 (Summary Program Chart 3)	<input checked="" type="checkbox"/>	T-60 (Corrective Action Plan)
<input checked="" type="checkbox"/>	T-4 (Summary Program Chart 4)	<input checked="" type="checkbox"/>	T-63 (Interscholastic Survey Results)

II. Status

A.	<input checked="" type="checkbox"/>	2001 – 2002 Forms are satisfactory and no further information or action is necessary at this time.
B.	<input checked="" type="checkbox"/>	Errors have been noted with respect to the following forms and corrected copies are being returned to you for placement in your Title IX file to ensure proper submission in the future. Form T-2 (see attached).
C.		The following forms were omitted and must be submitted by school representatives.
D.	<input checked="" type="checkbox"/>	Other Recommendation and Comments: School personnel are to be commended for resolving deficiencies in a constructive manner.

5

2001-2002
ACCOMMODATION OF INTERESTS AND ABILITIES
SUMMARY PROGRAM CHART 2

Participation Opportunities Test Two

			Column 1	Column 2	Column 3	Column 4	Column 5
Program			Number of Teams Currently Offered	Number of Participants	Number of Teams Added in Last Five Years	Number of Participants Added in Last Five Years	Percent of Total Participation By Sex Added in Last 5 Years
GIRLS	Row 1	varsity:	7	81	16 ^{16 ÷ 81}	16	10% ^{20%}
	Row 2	j.v.:	5	79	2 ^{38 ÷ 79}	36	22% ^{46%}
	Row 3	frosh:	1	10	0	0	0
	Row 4	total:	13	170	3 ^{52 ÷ 170}	52	32% ^{31%}
BOYS	Row 5	varsity:	7	128	0	0	0
	Row 6	j.v.:	4	79	0	0	0
	Row 7	frosh:	1	12	0	0	0
	Row 8	total:	12	219	0	0	0

- List the number of interscholastic teams offered for girls and boys at each competitive level (for example, varsity, junior varsity, and freshman levels). Total each of the entries in Column 1 into Row 4, Column 1 and Row 8, Column 1.
- List the number of interscholastic teams that have been added in the last five years at each competitive level. Total each of the entries in Column 3 into Row 4, Column 3 and Row 8, Column 3.
- List the number of participants that are currently on each level of the teams that were added in the last five years. Total each of the entries in Column 2 into Row 4, Column 2 for girls and Row 8, Column 2 for boys. If a team was added previously but no longer exists, there are no current participants to be added for that team.
- List the number of participants added in the last 5 years. Total each of the entries made in Column 4 into Row 4, Column 4 for girls and Row 8, Column 4 for boys.
- Calculate the percentage of participants that have been added in the last five years (Column 4 divided by Column 2 on each line). For example, if girls' varsity soccer (22 participants), junior varsity soccer (18 participants), junior varsity golf (8 participants), and freshman softball (15 participants) have been added in the last five years, then 63 participation opportunities have been added for girls. If the total number of female participants in the program is 96 (taken from Form T-1, Row 1, Column 3), then 65.6% of the current opportunities (63 of 96) have been added in the last five years. Perform similar calculations for male participants.

Note: If the percentage of current participants added in the last five years is 25% or greater, compliance with test two may be possible. If less than 25%, then compliance with test three should be analyzed. CAUTION: 25% is not a formal compliance standard.

Principal's Signature: Joyce Doyle Date: April 10, 2002



APR 12 2002

KHSAA Form GE19 Rev. 07/01

2

2001-2002 KENTUCKY HIGH SCHOOL ATHLETIC ASSOCIATION ANNUAL VERIFICATION OF TITLE IX PROCEDURES (To be submitted by April 15, 2002 along with other required forms)

The Grant County High School, Dry Ridge, Kentucky (Name of High School) (City)

certifies to the Kentucky High School Athletic Association that the following is an accurate and true representation of the facts surrounding compliance with Title 20, U.S.C. Titles 1681-1688, et. Seq. (also known as Title IX)

I certify the following provisions in accordance with records at the school contained in the permanent Title IX file, and to the best of my knowledge have completed the following tasks. (All boxes must be checked)

[X] Established a gender equity committee at the high school. (list committee personnel and provide attachment if necessary)

Table with 4 columns: Name, Address, Phone, Title. Content: SEE ATTACHED

[X] Scheduled a minimum of three meetings during the 2001-2002 school year on the following dates:

Table with 2 columns: Date, Description. Content: 9/26/01 Attach agenda and minutes, 1/30/02 Attach agenda and minutes, 3/27/02 Attach agenda and minutes

[X] Designated the following person(s) as the Title IX coordinator for the school/district:

Table with 4 columns: Name, Title, Address, Phone. Content: Larry Bell, GCHS Title IX Coordinator, 715 Warsaw Rd., 859-824-9739

[X] School personnel are continuing to make periodic reviews of the boys and girls athletics program reflected in the Corrective Action Plan.

[X] In addition to the above information, the above referenced school maintains a complete permanent file relative to Title IX records including copies of the self-assessment audit, all corrective action plans, and other related materials.

Joyce Doyle Principal's Signature

April 10 2002 Date

Superintendent Signature

James W. Colon School Board Chairpersons' Signature

(Send original copy to KHSAA - Maintain duplicate in Title IX school folder)

GENDER EQUITY COMMITTEE
2001-2002

Larry Bell – Assistant Principal/Athletic Director
207 Williamsburg Drive
Williamstown, KY 41097

859-824-9739

859-824-0174

Mr. Donnie Martin – Deputy Superintendent
28 Wilhorn Drive
Dry Ridge, KY 41035

859-824-3323

859 – 824-7738

Mrs. Phyllis Case – Title IX Coordinator
Grant County Board of Education
505 South Main Street
Williamstown, KY 41097

859- 824-3323

Mrs. Joyce Doyle – Principal GCHS
9 Kelly Avenue
Williamstown, KY 41097

859-824-9739

859-824-7478

Mrs. Billy Cahill – Board Member
9545 Warsaw Road
Dry Ridge, KY 41035

859-428-1207

Mr. Mike Stacy – Assistant Athletic Director
Grant County Middle School
305 School Road
Dry Ridge, KY 41035

859-824-7161

Mrs. Megan Hearn – Coach Women
204 Williamsburg Square
Williamstown, KY 41097

859-824-7161

Mr. Lance Robinson – Coach Men
135 Waller Drive
Crittenden, KY 41030

859-824-9739

Grant Wilson – Athletic
1195 Gardnersville Road
Crittenden KY 41030

859-428-1460

Andrea Mullikin – Athletic
710 Sipple Road
Dry Ridge, KY 41035

859-428-2627

MINUTES OF 9/26/01 GENDER EQUITY MEETING

Meeting called to order 6:40P.M.

Present was: Larry Bell – Assistant Principal/AD
Donnie Martin – Deputy Superintendent
Phyllis Case – Title IX Coordinator
Billy Cahill – Board Member
Mike Stacy – Assistant AD
Megan Hearn – Coach (women)
Lance Robinson - Coach (men)
Grant Wilson – Athlete
Andrea Mullikin – Athlete

1. Discussion of Gender Equity Committee Purpose
2. Introduction of Committee
3. Corrective Action Plans discussed/reviewed. Question was floored by Lance Robinson about cheerleading being part of corrective action plan.
4. Discussion of the KHSAA Audit and additional requests made by state.
5. Committee granted permission to start the self assessment and survey for this year's audit.
6. Girls soccer discussed. Motion was made by Mike Stacy to table the creation of a varsity soccer program in girls soccer. 2nd by Megan Hearn. Vote was 8-0 in favor. Mr. Stacy will work on schedule. Mr. Bell will write the request to Dr. Simpson.
7. Decision made to meet again in January. Mr. Bell to set date.
8. Motion made to adjourn by Phyllis Case. 2nd by Lance Robinson. Passed unanimously.

LB:lwm
9/27/01

GENDER EQUITY COMMITTEE

AGENDA

1/30/02

1. Student Survey Results
2. Prime Time Play
3. Athletic Booster Club Agreement
4. Update of Title IX Report for 2002
5. Other Items of discussion

LB:lwm
1/14/02

MINUTES OF GENDER EQUITY MEETING
1-30-2002

Meeting called to order 6:30P.M.

Present was: Larry Bell – Assistant Principal/AD
Donnie Martin – Deputy Superintendent
Billy Cahill – Board Member
Megan Hearn – Girls Coach
Lance Robinson – Boys Coach
Phyllis Case – District Title IX Coordinator
Grant Wilson – Student

1. Discussion of Student Survey Results – No Action Taken
2. Update/discussion of Prime Time Play for Females – No Action Taken
Girls Game 1/18/2002 changed by Shelby County
3. Discussion of Athletic Booster Club Agreement. No Action deemed necessary at this time.
4. Update of Title IX Reports due 4/15/02. Waiting on figures from Spring Sports and financial reports from girls basketball, baseball, fast pitch softball, Track and cross country. Numbers look like everything is in compliance.
5. Reviewed last year's corrective action plan – Need to form policy on scholarships. Discussed several options – need to develop policy in March meeting.
6. Mr. Martin gave an update of Football Booster Request to build onto fieldhouse.
7. Meeting adjourned.

LB:lwm
1/31/02

Grant County High School

715 Warsaw Road

Dry Ridge, Kentucky 41035

Phone (859) 824-9739

Fax (859) 824-9756

Joyce Doyle
Principal
Barbara Gutman
Secretary

March 19, 2002

Larry Bell
Asst. Principal
Linda Moore
Secretary

Monty Joe Lovell
Asst. Principal
Beth Conrad
Attendance
Secretary

TO: Joyce Doyle
Donnie Martin
Phyllis Case
Billy Cahill
Mike Stacey
Megan Hearn
Lance Robinson
Grant Wilson
Andrea Mullikin

Gay Napier
Guidance Counselor
Theresa Herald,
Guidance Counselor
Jodi Mulligan
Guidance Counselor

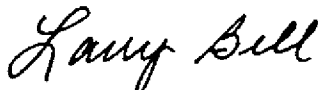
Velma Bowen
Records Secretary

Veda Brown
Financial Director

RE: GENDER EQUITY COMMITTEE MEETING

There will be a Gender Equity Meeting on Wednesday, March 27, 2002 at 6:30P.M. in the GCHS Library. An agenda is below.

Sincerely,



Larry Bell

LB:lwm

AGENDA

1. Minutes from last meeting
2. Discussion/Proposals for Scholarship Policy
3. Update on Title 9
4. Spring Sports/Track
5. Other

MINUTES OF GENDER EQUITY MEETING

3/27/02

Present: 3-27-02

Phyllis Case

Joyce Doyle

Larry Bell

Donnie Martin

Lance Robinson

Meeting called to order 6:35P.M.

Motion made by Phyllis Case and seconded by Donnie Martin to approve 1-30-02 Minutes. Vote unanimous.

Policy on Scholarships discussed. Motion made by Phyllis Case and seconded by Donnie Martin to form a committee of all Booster Club Presidents plus coach of Slow Pitch Softball to form a policy on scholarships and bring back to Gender Equity Committee. Vote unanimous.

Title IX Forms updated and discussed.

Spring Sports numbers presented to committee.

7:05 Phyllis Case made motion to adjourn. Second by Donnie Martin. Motion unanimous.

LB:lwm
3/28/02



2001-2002
ACCOMMODATION OF INTERESTS AND ABILITIES
SUMMARY PROGRAM CHART 1

Participation Opportunities Test One

		(Column 1)	(Column 2)	(Column 3)	(Column 4)
	Program	Enrollment	Percentage of Total Enrollment	Number of Interscholastic Participants (double and triple count)	Percentage of Total Participation
Row 1	GIRLS	493	50.4%	170	44%
Row 2	BOYS	485	49.6%	219	56%
Row 3	Totals	978	100%	389	100%

Instructions:

*Number of 8th grade students & below used in Column 4 calculations if applicable: 66

- 1) Determine the total number of girls enrolled, (place in Row 1, Column 1). Determine the total number of boys enrolled, (place in Row 2, Column 1).
- 2) Add the total number of girls and boys enrolled to determine total enrollment, (place in Row 3, Column 1).
- 3) Calculate the percentage of total enrollment that is female. (Divide Row 1, Column 1 by row 3, Column 1 and place in Row 1, Column 2.) Calculate the percentage of total enrollment that is male. (Divide Row 2, Column 1 by Row 3, Column 1 and place in Row 2, Column 2.) Note: Row 1, Column 2 plus Row 2, Column 2 should total 100%.
- 4) Ask the head coaches to review the most updated eligibility or squad lists for their teams. Ask coaches to confirm the names of those individuals who are on the team as of the first **date of competition**, and cross out the names of those who were cut from the team or quit the team prior to the first competitive event. Determine the total number of interscholastic athletics participants that are girls, (and place in Row 1, Column 3). In order to determine the total number of athletics participants, an individual should be counted each time he or she participates on a team. For example, if Jane Doe competes on the varsity volleyball team, the junior varsity volleyball team, the junior varsity basketball team, and the varsity softball team, she should be counted as four participants (**do not include club or intramural sports participants, cheerleaders, dance teams, or pom squads**). Calculate the same way for boys and girls. * In addition, should 8th grade students and below play on a Freshman, Junior Varsity, or Varsity team, they should also be counted for each team and sport on which they participate. If applicable, please asterisk the above notation as to how many 8th grade students & below are included. Using the same procedure, determine the total number of interscholastic athletic participants that are boys, (and place in Row 2, Column 3). Add Row 1, Column 3 plus Row 2, Column 3 to get total participants and place in Row 3, Column 3.
- 5) Calculate the percentage of female participation. (Row 1, Column 3 divided by Row 3, Column 3 and place in Row 1, Column 4.) Calculate the percentage of male participation. (Row 2, Column 3 divided by Row 3, Column 3 and place in Row 2, Column 4.) Note: Row 1, Column 4 plus Row 2, Column 4 should total 100%.

Note: While being within three percent is not a formal compliance standard; if the percent listed in Row 1, Column 4 is within 3% of Row 1, Column 2, then it provides a good target within which compliance is likely.

Principal's Signature: Joyce Doyle Date: April 10, 2002

Ethnic Count (GF 1)

District: 201

Growth Factor 1: Ethnic Count
8/3/01 Through 9/27/01

Date Run: 10/31/01 8:48:29 AM

Page: 1

School	Grade	American Indian		Asian/Pacific		Black		Hispanic		White		Other		Combined		
		Female	Male	Female	Male	Female	Male	Female	Male	Female	Male	Female	Male	Female	Male	
040	10	0	0	1	1	0	2	0	0	0	124	101	0	0	125	104
	11	0	0	0	0	0	0	1	0	106	116	0	1	107	117	
	12	0	0	1	0	0	0	0	0	85	59	0	1	86	60	
	EC	0	0	0	0	0	0	0	0	6	5	0	0	6	5	
	09	0	0	1	0	1	0	0	2	165	198	0	0	169	199	
	Total:		0	0	3	1	1	2	3	1	496	479	0	2	493	485

This school last aggregated on: 10/31/2001

978

DA/SI/2000 (c) 2000 by Software Technology

2001-2002
ACCOMMODATION OF INTERESTS AND ABILITIES
SUMMARY PROGRAM CHART 2

5

KHSAA
 Form T2
 Rev. 07/01

Participation Opportunities Test Two

		Column 1	Column 2	Column 3	Column 4	Column 5
Program		Number of Teams Currently Offered	Number of Participants	Number of Teams Added in Last Five Years	Number of Participants Added in Last Five Years	Percent of Total Participation By Sex Added in Last 5 Years
GIRLS	Row 1	varsity:	7	81	1	16
	Row 2	j.v.:	5	79	2	36
	Row 3	frosh:	1	10	0	0
	Row 4	total:	13	170	3	52
BOYS	Row 5	varsity:	7	128	0	0
	Row 6	j.v.:	4	79	0	0
	Row 7	frosh:	1	12	0	0
	Row 8	total:	12	219	0	0

- 1) List the number of interscholastic teams offered for girls and boys at each competitive level (for example, varsity, junior varsity, and freshman levels). Total each of the entries in Column 1 into Row 4, Column 1 and Row 8, Column 1.
- 2) List the number of interscholastic teams that have been added in the last five years at each competitive level. Total each of the entries in Column 3 into Row 4, Column 3 and Row 8, Column 3.
- 3) List the number of participants that are currently on each level of the teams that were added in the last five years. Total each of the entries in Column 2 into Row 4, Column 2 for girls and Row 8, Column 2 for boys. If a team was added previously but no longer exists, there are no current participants to be added for that team.
- 4) List the number of participants added in the last 5 years. Total each of the entries made in Column 4 into Row 4, Column 4 for girls and Row 8, Column 4 for boys.
- 5) Calculate the percentage of participants that have been added in the last five years (Column 4 divided by Column 2 on each line). For example, if girls' varsity soccer (22 participants), junior varsity soccer (18 participants), junior varsity golf (8 participants), and freshman softball (15 participants) have been added in the last five years, then 63 participation opportunities have been added for girls. If the total number of female participants in the program is 96 (taken from Form T-1, Row 1, Column 3), then 65.6% of the current opportunities (63 of 96) have been added in the last five years. Perform similar calculations for male participants.

Note: If the percentage of current participants added in the last five years is 25% or greater, compliance with test two may be possible. If less than 25%, then compliance with test three should be analyzed. **CAUTION:** 25% is not a formal compliance standard.

Principal's Signature: Joyce Doyle Date: April 10, 2002

6

2001-2002
ACCOMMODATION OF INTERESTS AND ABILITIES
SUMMARY PROGRAM CHART 3

Participation Opportunities Test Three

For any question answered "YES" identify the respective sport(s).

	GIRLS (Yes / No)		BOYS (Yes / No)
1. Is there an intramural team offered in a sport not now available in the interscholastic athletics program? (YES or NO)	NO		NO
2. For a sport <u>not</u> currently offered, is there sufficient interest to form a viable interscholastic team based on participation on an intramural team or community recreation teams? (YES or NO)	NO		NO
3. For a sport <u>not</u> currently offered, is there sufficient interest to form a viable interscholastic team with the interscholastic survey.	NO		NO
4. For a sport currently offered, is there interest to form a viable team for a junior varsity, freshman, or other intramural level that is not currently offered? (YES or NO)	NO		NO
5. If you answered YES to question (1), (2), (3) or (4), are there enough high schools in your geographic area offering the sport (at the appropriate level) to allow for the development of a reasonable schedule of competition. (YES or NO)	NO		NO

Principal's Signature: Joyce Doyle Date: April 10, 2002

2001-2002
ACCOMMODATION OF INTERESTS AND ABILITIES
SUMMARY PROGRAM CHART 4

⑦

KHSAA
 Form T4
 Rev. 07/01

Levels of Competition Test One

		(Column 1)	(Column 2)
	Team Levels	GIRLS	BOYS
Row 1	Total Number of Athletics Participants in All Levels	170	219
Row 2	Number of Varsity Teams Offered	7	7
Row 3	Number of Participants on all Varsity Teams	81	128
Row 4	Percentage of Total Varsity Participants By Sex	48%	58%
Row 5	Number of Junior Varsity Teams Offered	5	4
Row 6	Number of Participants on all Junior Varsity Teams	79	79
Row 7	Percentage of Total Junior Varsity Participants By Sex	46%	36%
Row 8	Number of Freshman Teams Offered	1	1
Row 9	Numbers of Participants on all Freshman Teams	10	12
Row 10	Percentage of Total Freshman Participants By Sex	6%	5%

- 1) Copy the number entered on Form T1, Row 1, Column 3 and place on Row 1, column 1 of this form.
- 2) Copy the number entered on Form T1, Row 2, Column 3 and place on Row 1, column 2 of this form.
- 3) List the number of teams at the varsity, junior varsity, and freshman levels for boys and girls (Rows #2,5,8) and place in the proper boxes in columns 1 and 2.
- 4) List the number of teams at the varsity, junior varsity, and freshman levels for boys and girls (Rows #3,6,9) and place in the proper boxes in columns 1 and 2.
- 5) Calculate the percentage of female and male participants at each level. (Rows #4,7,10)
 - Divide Row 3, Column 1 by Row 1, Column 1, and place the percentage in Row 4, Column 1.
 - Divide Row 3, Column 2 by Row 1, Column 2, and place the percentage in Row 4, Column 2.
 - Divide Row 6, Column 1 by Row 1, Column 1, and place the percentage in Row 7, Column 1.
 - Divide Row 6, Column 2 by Row 1, Column 2, and place the percentage in Row 7, Column 2.
 - Divide Row 9, Column 1 by Row 1, Column 1, and place the percentage in Row 10, Column 1.
 - Divide Row 9, Column 2 by Row 1, Column 2, and place the percentage in Row 10, Column 2.

Principal's Signature: Joyce Doyle Date: April 10, 2002

8

Participation Ratio
G = 44%
B = 56%

Enrollment Ratio
G = 50%
B = 50%

2001-2002

**BUDGETED AND ACTUAL EXPENDITURES - PROGRAM COMPARISON CHART
TO INCLUDE BOOSTER CLUB FUNDING**

	equipment and supplies		travel		awards		coaches' salaries (to include supplemental and extended employment)		facilities improvements		publications (if sport-specific)	
	SEE NOTES	B	E	SEE NOTES	B	E	SEE NOTES	B	E	B	E	SEE NOTES
G basketball	200	97.50	15000	11993.00	100	80	12444	12444	0	0	0	0
B basketball	200	97.50	15000	14659.00	100	80	12444	12444	0	0	0	0
G softball (Fast Pitch)	3000	2672	1000	1000	100	80	3890	3890	0	0	0	0
B baseball	2000	1825	1000	1000	100	1700	3890	3890	0	0	0	0
G cross country	2000	1540	500	426	100	160	1503	1503	0	0	0	0
B cross country	2000	1540	500	193	100	160	1503	1503	0	0	0	0
G golf	1000	1285	500	268	100	80	2421	2421	0	0	0	0
B golf	1000	1101	500	144	100	80	2421	2421	0	0	0	0
G soccer (Only JV Team)	2000	1746	500	-0-	100	80	3721	3721	0	0	0	0
B soccer	5000	4601	500	-0-	100	80	5026	5026	0	0	0	0
G swimming	0	NA	0	NA	NA	NA	NA	NA	0	0	0	0
B swimming	0	NA	0	NA	NA	NA	NA	NA	0	0	0	0

(36%) G = 12,437
 (64%) B = 21,843
 34,280
 27,683
 3,552
 86,064
 G = 640 (18%)
 B = 2912 (82%)
 G = 34,580 (40%)
 B = 51,484 (60%)
 G = 61,344 (40%)
 B = 92,235 (60%)
 153,579
 TOTAL

"B" is for budgeted dollar amounts and "E" is for actual dollar expenditures. Expenditures should include items provided by third parties such as Booster Clubs.

Principal's Signature: Joyce Doyle Date: April 10, 2002

9

2001-2002
BUDGETED AND ACTUAL EXPENDITURES - PROGRAM COMPARISON CHART 2
TO INCLUDE BOOSTER CLUB FUNDING

Teams	equipment and supplies		travel		awards		coaches' salaries (to include supplemental and extended employment)		facilities improvements		publications (if sport-specific)	
	B	E	B	E	B	E	B	E	B	E	B	E
G track	100	0	0	0	100	80	1803	1803	0	0	0	0
B track	100	0	0	0	100	80	1803	1803	0	0	0	0
G tennis	NA	NA	NA	NA	NA	NA	NA	NA	0	0	0	0
B tennis	NA	NA	NA	NA	NA	NA	NA	NA	0	0	0	0
G volleyball	4000	3531	0	0	100	80	4908	4908	0	0	0	0
B wrestling	NA	NA	NA	NA	NA	NA	NA	NA	0	0	0	0
G (list sport)	NA	NA	NA	NA	NA	NA	NA	NA	0	0	0	0
B (football) (7)	12000	12678	0	0	100	732	24397	24397	0	0	0	0
G (list sport) (Slow Pitch)	2000	1565	0	0	100	80	3890	3890	0	0	0	0
B (list sport)	NA	NA	NA	NA	NA	NA	NA	NA	0	0	0	0

"B" is for budgeted dollar amounts and "E" is for actual dollar expenditures. Expenditures should include items provided by third parties such as Booster Clubs.

Principal's Signature: Joyce Deefe Date: April 10, 2002

NOTES ON KHSAA FORM T35 AND T36

- I. Equipment and Supplies: Football expenses increased due to the team doubling in size.
- II. Travel: All normal travel was on school buses at Board expense. Figures shown are for lodging and meals at state meets and taking the boys and girls basketball teams to a tournament in Arizona.
- III. Awards: Cross Country and Football spent money on special awards not provided by Athletic Department. They were warned not to do this in the future. Baseball bought rings as rewards for a successful 2001 season without permission. They were fined an equal amount by the Athletic Department and this was spent on girls' equipment.
- IV. Publications: The Athletic Department produced a program for each sports season and each team and participant was included in the program.

LB:lwm
3/25/02

2001-2002 KHSAA TITLE IX ATHLETICS AUDIT

Checklist - Overall Interscholastic Athletics Program

KHSAA
Form 741
Rev. 07/01



ADVANTAGE TO		(Respond based on Internal Evaluation by checking the appropriate column.)		BENEFITS	Areas of Compliance
NEITHER PROGRAM	BOYS' PROGRAM	GIRLS' PROGRAM			
				Equipment and Supplies	
				Scheduling of Games and Practice Time	
				Travel and Per Diem Allowances	
				Coaching	
				Locker Rooms, Practice and Competitive Facilities	
				Medical and Training Facilities and Services	
				Publicity	
				Support Services	
				Athletic Scholarships	
				Tutoring	
				Housing and Dining Facilities and Services	
				Recruitment of Student Athletes	

Principal's Signature: *George Doyle* Date: *April 10, 2002*

11

School Name: Grant County High School
School Year: 2001-2002

2001-2002

TITLE IX

Principal's Signature: Joyce Deyle

CORRECTIVE ACTION PLAN

To complete this form, indicate the intended area which needs corrective action, the suggested change and time table for implementation. You may copy this form as needed. Please attach corrective action plans along with audit forms and submit by April 15, 2002.

ITEM FOR CORRECTION	SUGGESTED CHANGE	TIME TABLE FOR CORRECTIVE ACTION
Accommodation of Interest and Abilities	Initiate Girls Soccer and Girls Slow Pitch Softball	Girls Soccer started 2000-2001 Girls Slow Pitch Softball 2000-2001 Girls JV Slow Pitch Softball 2001-2002
Locker Rooms, Practice and Competitive Facilities	Construct Fast Pitch Field at GCHS	Field Constructed - Being Used 2001-2002
Coaching	Eliminate Coaches on GCHS Basketball and Baseball Teams	Completed 2001-2002
Equipment and Supplies	Adopt Policy for Rotation of Game and Practice Uniforms	Completed and Implemented 2001-2002
Athletic Scholarships	Adopt Policy to Equalize Scholarships	Policy Being Developed - To Be Implemented 2002-2003
Travel and Per Diem Allowances	Adopt Policy to Equalize Buying of Team Meals	Implemented 2001-2002
Selection of Cheerleaders	Adopt Policy to Select and Assign Cheerleaders	Implemented 2001-2002
Prime Time Contests	Make Schedules to Equalize Prime Time Games	Implemented 2001-2002

- An explanation (status report) is needed for all areas identified previously as items for correction as well as all areas currently identified as items for correction. This form shall be typed.

Principal's Signature: Joyce Deyle

Date: April 10, 2002

2001-2002 INTERSCHOLASTIC ATHLETICS SURVEY

Summary Of Student Responses

School Name: GRANT COUNTY HIGH SCHOOL

School Enrollment: 978

Date: 4-15-2001

Completed By: LARRY BELL, AD

Instructions:

1. Summarize the Student Athletics Interest Surveys Form T-61 by listing the total number of responses on the line next to each sport.
2. Under the Other Category please provide a listing of the sports as well as the number of students who are interested in participating.
3. Please sign and date the Summary Form (T-63) and mail the Summary Form only to the KHSAA by April 15, 2002. Do not mail the student surveys (Form T-61). However, these Forms should be maintained in your files in the event they are requested subsequently.

881 Number of Surveys
881 Total Returned
4 Grades Surveyed (9-12)

How Was The Survey Administered? _____

Fall Sports (List Total Number of Participation Responses)

11 Cross Country (Girls)
12 Cross Country (Boys)
35 Field Hockey (Girls)
188 Football (Boys)
13 Golf (Girls)
18 Golf (Boys)
57 Soccer (Girls)
43 Soccer (Boys)
116 Volleyball (Girls)
34 Volleyball (Boys)

Winter Sport (List Total Number of Participation Responses)

66 Basketball (Girls)
13 Basketball (Boys)
74 Gymnastics (Girls)
11 Indoor Track (Girls)
15 Indoor Track (Boys)
123 Swimming & Diving (Girls)
46 Swimming & Diving (Boys)
86 Wrestling (Boys)

Spring Sport (List Total Number of Participation Responses)

<u>191</u> Baseball (Boys)
<u>31</u> Fast Pitch Softball (Girls)
<u>113</u> Slow Pitch Softball (Girls)
<u>72</u> Tennis (Girls)
<u>58</u> Tennis (Boys)
<u>23</u> Track (Girls)
<u>60</u> Track (Boys)

Other Sports (From Student Survey T-61 Question 10)

<u>Name of Sport</u>	<u>Number of Students Interested In Participating</u>
<u>Wrestling</u>	<u>19</u>
<u>Hockey</u>	<u>7</u>
<u>Lacrosse</u>	<u>11</u>
<u>Rugby</u>	<u>8</u>
<u>Boxing</u>	<u>12</u>
<u>Swimming & Diving</u>	<u>94</u>
<u>Boys Volleyball</u>	<u>13</u>
<u>Tennis</u>	<u>65</u>

Number of Students who participate in Intramural Sports.
(From Student Survey T-61 Question 5)

<u>Sport</u>	<u>Number</u>
<u>0</u>	<u></u>
<u></u>	<u></u>
<u></u>	<u></u>
<u></u>	<u></u>
<u></u>	<u></u>

List Intramural Sports students are interested in adding:
(From Student Survey T-61 Question 6)

<u>Sport</u>	<u>Number</u>
<u>Football</u>	<u>87</u>
<u>Basketball</u>	<u>93</u>
<u>Rugby</u>	<u>18</u>
<u>Hockey</u>	<u>10</u>
<u>Boxing</u>	<u>12</u>
<u></u>	<u></u>

14

Participation in Non-School Sports Activities
(From Student Survey T-61 Question 7)

<u>Sport</u>	<u>Number</u>
Softball	123
Basketball	106
Baseball	84
Golf	10
Football	38

Reasons for not participating in interscholastic athletics.
(From Survey Question 8)

<u>Response</u>	<u>Number</u>
<u>68</u> I prefer other activities such as band, chorus, etc.	
<u>80</u> I don't have time	
<u> </u> The practice schedules and game times are inconvenient	
<u>105</u> The sport I like isn't offered	
<u>19</u> It's too expensive	
<u> </u> I prefer to participate in club or intramural sports	
<u>161</u> Working	
<u>166</u> Other	
<u>19</u> <u>Transportation</u>	

Student Suggestions to encourage participation

- More Funding (Transportation)
- Have Winning Programs
- Get Rid of Politics
- Fairness in Selecting Participants
-
-
-
-

Joyce Doyle
Principal's Signature

April 10, 2002
Date

2001-2002 INTERSCHOLASTIC ATHLETICS STUDENT SURVEY

KHSAA
Form T61
Rev. 07/01

15

1. Is the School District offering the interscholastic sport(s) you want to play?
 Yes
 No, I want to play _____
 I am not interested in athletics
2. During the **fall season**, which interscholastic sport would you like to play?
 Football
 Girls' Volleyball
 Boys' Volleyball
 Boys' Cross-Country
 Girls' Cross-Country
 Girls' Field Hockey
 Boys' Golf
 Girls' Golf
 Boys' Soccer
 Girls' Soccer
 I would not participate
3. During the **winter season**, which interscholastic sport would you like to play?
 Boys' Basketball
 Girls' Basketball
 Boys' Swimming & Diving
 Girls' Swimming & Diving
 Boys' Wrestling
 Girls' Gymnastics
 Boys' and Girls' Indoor Track
 I would not participate
4. During the **spring season**, which interscholastic sport would you like to play?
 Boys' Track
 Girls' Track
 Girls' Tennis
 Boys' Tennis
 Girls' Slow Pitch Softball
 Girls' Fast Pitch Softball
 Boys' Baseball
 I would not participate
5. Do you participate in intramural sports? If you do, which sports(s)?
 Yes _____
 No
6. Which intramural sports, if any, would you like to see added?

7. Do you participate in non-school sport activities? If you do, which sport(s)?
 Yes _____
 No _____

8. Are you currently participating in interscholastic athletics during any season?
 Yes
 No Why don't you participate in interscholastic athletics?
 I prefer other activities such as band, chorus, etc.
 I don't have time
 The practice schedules and game times are inconvenient
 The sport I like isn't offered
 It's too expensive
 I prefer to participate in club or intramural sports
 Working
 Other _____

9. Do you have any suggestions to encourage participation?

10. Please list OTHER SPORTS you are interested in participating in and the sports season.

<u>Sport</u>	<u>Season</u>
_____	_____
_____	_____
_____	_____
_____	_____
_____	_____
_____	_____
_____	_____
_____	_____

Optional
Name: _____
Age: _____
Male: _____ Female _____